



2013 QBE



Delivering Certainty

Round 4 & 5 : Sydney Motorsports Park : August 1 - 4

PROSTOCK

Round 4 - Qualifying

Date: 01/08/13
Event: Q05
Weather: Sunny - Temp: 17.4C
Track: Dry - Temp: 29.3C

Started at: 15:30:00
Laps: 15 Min
Starters: 21
Printed at: 8:43

PROVISIONAL CLASSIFICATION

Table with columns: Pos, No, Gr, Name, Machine, Fastest Lap, On Lap, Behind Prev, Behind Leader, Top Speed. Lists 20 riders and their performance metrics.

Qualifying Time: 1:45.258

Non-qualifiers

Table with 1 row: DNQ, 29, D, Patrick LEE (VIC) / BC Performance by Bikesconnect / A1 Motorcycles, Aprilia RSV4, 1:48.772, 1 of 4, 5.208, 17.243, 271

New best lap for PS class - Previous: 1:32.466 by Matt WALTERS (NSW) on a Kawasaki ZX10R set on 01/08/13

*** Non-qualifier to see Clerk of Course to seek permission to start ***

*** SESSION LENGTH SHORTENED FROM 20 MINS TO 15 MINS DUE TO EARLIER TIME DELAYS ***

The results are provisional until the end of the time limit for protests and appeals.

Handwritten signature of Scott Laing

Chief Time Keeper - Scott Laing


Handwritten signature of Tom Williams

Clerk of Course - Tom Williams



Computime Race Timing Systems Pty Ltd © 1996
Licensed to Computime Race Timing Systems
www.computime.com.au

COMPUTIME RACE TIMING SYSTEMS PTY LTD
9 Timber Lane, Glen Waverley, Vic 3150. Ph : 0418 17 13 17
E-mail : scott@computime.com.au





2013 QBE



Delivering Certainty

Round 4 & 5 : Sydney Motorsports Park : August 1 - 4

PROSTOCK

Round 4 - Qualifying

Date: 01/08/13
Event: Q05
Weather: Sunny - Temp: 17.4C
Track: Dry - Temp: 29.3C

Started at: 15:30:00
Laps: 15 Min
Starters: 21
Printed at: 8:43

PROVISIONAL LAP TIMES

No	Name	Lap 1	Lap 2	Lap 3	Lap 4	Lap 5	Lap 6	Lap 7	Lap 8	Lap 9
15	Ben NICOLSON (VIC)	1:37.774	1:35.727	1:55.366	2:58.812	1:34.833	1:35.206	1:44.378		
17	Sophie LOVETT (NSW)	1:40.223	1:39.662	1:38.961	1:53.604	2:27.677	1:39.099	1:38.828		
19	Phil LOVETT (NSW)	1:33.791	1:37.521	1:32.348	1:54.945					
20	Matt WALTERS (NSW)	1:39.411	1:40.673	2:50.043	1:32.200	1:31.529	1:42.748	1:43.966		
21	Craig McMARTIN (NSW)	1:34.336	1:34.162	1:33.522	1:33.828					
22	Nathan HOUTERMAN (QLD)	1:41.484	1:37.921	1:36.925	1:35.321	1:53.648	2:13.450	1:34.909	1:49.666	
26	Sean CONDON (NSW)	1:36.184	1:33.272	1:32.583	1:32.664					
29	Patrick LEE (VIC)	1:48.772	1:55.823	3:25.403	1:59.637					
30	Angus REEKIE (QLD)	1:34.606	1:33.671	1:34.009	1:34.151	1:35.091	1:34.053	1:33.835	1:34.355	
34	Brayden CARR (NSW)	1:36.107	1:34.894	1:34.356	2:08.878	3:21.653				
39	Robert MORTON (TAS)	1:41.053	1:52.832	2:41.282	1:39.295	1:39.214	1:38.791	1:39.282	1:39.842	
47	Paul BYRNE (NSW)	1:38.831	1:36.347	1:35.214	1:35.924	1:54.674	2:46.927	1:35.478	1:35.051	
51	Dustin GOLDSMITH (NSW)	1:33.036	1:37.852	1:32.177	2:23.533					
57	Joel HUGHES (NSW)	1:35.590	1:34.470	1:34.727	1:35.148	1:34.500	1:38.964	1:34.303	2:05.751	
58	Greg WATSON (NSW)	1:44.997	1:43.564	1:44.469	1:44.453	1:44.244	2:04.775			
60	Ben BURKE (NSW)	1:38.611	1:35.944	1:34.938	1:34.205	1:51.807	2:18.344	1:59.488	1:34.749	
66	Adam CHRISTIE (SA)	1:36.338	1:35.474	1:35.334	1:35.705	1:45.628	1:35.794	1:35.206	1:36.050	1:35.620
73	Rohan WOOD (WA)	1:40.100	1:39.085	1:38.848	1:38.610	1:57.262				
74	Andrew KINGS (NSW)	1:39.992	1:39.473	1:39.108	1:38.594	2:00.388	2:35.426	2:03.037		
79	Di JONES (NSW)	1:47.356	1:43.163	1:42.487	1:42.509	1:40.936	1:59.946			
96	Mathew HARDING (NSW)	1:36.166	1:35.148	1:35.833	1:35.811	1:46.184	2:36.792	1:35.494		

*** Non-qualifier to see Clerk of Course to seek permission to start ***

*** SESSION LENGTH SHORTENED FROM 20 MINS TO 15 MINS DUE TO EARLIER TIME DELAYS ***

The results are provisional until the end of the time limit for protests and appeals.


Chief Time Keeper - Scott Laing

Clerk of Course - Tom Williams



Computime Race Timing Systems Pty Ltd © 1996
Licensed to Computime Race Timing Systems
www.computime.com.au

COMPUTIME RACE TIMING SYSTEMS PTY LTD
9 Timber Lane, Glen Waverley, Vic 3150. Ph : 0418 17 13 17
E-mail : scott@computime.com.au





2013 QBE



Delivering Certainty

Round 4 & 5 : Sydney Motorsports Park : August 1 - 4

PROSTOCK

Round 4 - Qualifying

Date: 01/08/13
Event: Q05
Weather: Sunny - Temp: 17.4C
Track: Dry - Temp: 29.3C

Started at: 15:30:00
Laps: 15 Min
Starters: 21
Printed at: 8:43

PROVISIONAL SPLIT TIMES

Lap	Split 1	Split 2	Split 3	Lap Time	Speed	Lap	Split 1	Split 2	Split 3	Lap Time	Speed
15 Ben NICOLSON (VIC) (10th)						1	5:46.688	42.672	25.089	6:54.449	274
1	1:45.236	44.669	26.266	2:56.171	286	2	28.981	40.429	24.926	1:34.336	264
2	30.570	41.760	25.444	1:37.774	271	3	28.804	40.264	25.094	1:34.162	267
3	29.622	40.899	25.206	1:35.727	286	4	28.598	40.120	24.804	1:33.522	267
4	32.791	43.386	39.189	1:55.366		5	28.612	40.258	24.958	1:33.828	271
5	1:50.003	43.519	25.290	2:58.812	278	22 Nathan HOUTERMAN (QLD) (11th)					
6	29.384	40.350	25.099	1:34.833	278	1	56.317	46.690	26.262	2:09.269	274
7	29.696	40.478	25.032	1:35.206	286	2	32.473	42.322	26.689	1:41.484	254
8	29.368	47.175	27.835	1:44.378	233	3	30.323	41.910	25.688	1:37.921	264
17 Sophie LOVETT (NSW) (18th)						4	30.144	41.525	25.256	1:36.925	254
1	2:04.195	45.842	27.473	3:17.510	286	5	29.709	40.551	25.061	1:35.321	274
2	31.193	42.863	26.167	1:40.223	271	6	30.963	43.869	38.816	1:53.648	
3	31.095	42.430	26.137	1:39.662	286	7	1:05.393	42.159	25.898	2:13.450	271
4	30.676	42.289	25.996	1:38.961	286	8	29.317	40.309	25.283	1:34.909	271
5	30.793	42.633	40.178	1:53.604		9	33.878	44.144	31.644	1:49.666	181
6	1:18.761	42.587	26.329	2:27.677	286	26 Sean CONDON (NSW) (4th)					
7	30.782	42.280	26.037	1:39.099	282	1	1:34.396	45.026	26.591	2:46.013	278
8	30.639	42.213	25.976	1:38.828	282	2	30.143	40.849	25.192	1:36.184	278
19 Phil LOVETT (NSW) (3rd)						3	28.640	39.794	24.838	1:33.272	286
1	1:51.823	44.364	25.259	3:01.446	282	4	28.272	39.622	24.689	1:32.583	286
2	28.843	40.079	24.869	1:33.791	274	5	28.123	39.847	24.694	1:32.664	286
3	30.910	41.524	25.087	1:37.521	267	29 Patrick LEE (VIC) (DNQ)					
4	28.256	39.540	24.552	1:32.348	278	1	1:38.821	47.329	28.806	2:54.956	271
5	32.613	42.861	39.471	1:54.945		2	33.481	46.886	28.405	1:48.772	264
20 Matt WALTERS (NSW) (1st)						3	33.502	46.654	35.667	1:55.823	
1	56.261	48.672	34.212	2:19.145	157	4	2:09.899	46.683	28.821	3:25.403	267
2	32.625	41.923	24.863	1:39.411	286	5	33.900	47.741	37.996	1:59.637	
3	29.023	39.575	32.075	1:40.673		30 Angus REEKIE (QLD) (6th)					
4	1:46.183	39.734	24.126	2:50.043	286	1	1:28.844	43.322	25.603	2:37.769	257
5	28.206	39.353	24.641	1:32.200	290	2	28.998	40.483	25.125	1:34.606	260
6	28.078	39.069	24.382	1:31.529	290	3	28.675	40.156	24.840	1:33.671	257
7	28.195	48.999	25.554	1:42.748	282	4	28.750	40.164	25.095	1:34.009	257
8	33.983	1:09.983		1:43.966		5	28.581	40.071	25.499	1:34.151	251
21 Craig McMARTIN (NSW) (5th)						6	29.512	40.116	25.463	1:35.091	257

Scott Laing

Chief Time Keeper - Scott Laing

Tom Williams

Clerk of Course - Tom Williams



Computime Race Timing Systems Pty Ltd © 1996
Licensed to Computime Race Timing Systems
www.computime.com.au

COMPUTIME RACE TIMING SYSTEMS PTY LTD
9 Timber Lane, Glen Waverley, Vic 3150. Ph : 0418 17 13 17
E-mail : scott@computime.com.au





2013 QBE



Delivering Certainty

Round 4 & 5 : Sydney Motorsports Park : August 1 - 4

PROSTOCK

Round 4 - Qualifying

Date: 01/08/13
Event: Q05
Weather: Sunny - Temp: 17.4C
Track: Dry - Temp: 29.3C

Started at: 15:30:00
Laps: 15 Min
Starters: 21
Printed at: 8:43

PROVISIONAL SPLIT TIMES

Lap	Split 1	Split 2	Split 3	Lap Time	Speed	Lap	Split 1	Split 2	Split 3	Lap Time	Speed
7	28.943	40.103	25.007	1:34.053	257	4	<u>28.357</u>	<u>39.282</u>	<u>24.538</u>	<u>1:32.177</u>	282
8	28.800	40.115	24.920	1:33.835	260	5	32.890	1:50.643		2:23.533	
9	28.666	40.702	24.987	1:34.355	257						
34 Brayden CARR (NSW) (9th)						57 Joel HUGHES (NSW) (8th)					
1	1:27.934	42.785	26.148	2:36.867	271	1	1:05.349	44.340	25.501	2:15.190	286
2	29.538	41.288	25.281	1:36.107	282	2	29.532	41.017	25.041	1:35.590	271
3	<u>28.967</u>	40.663	25.264	1:34.894	282	3	29.115	40.692	<u>24.663</u>	1:34.470	286
4	29.127	<u>40.055</u>	<u>25.174</u>	<u>1:34.356</u>	278	4	29.119	40.815	24.793	1:34.727	294
5	35.029	46.526	47.323	2:08.878		5	29.181	41.055	24.912	1:35.148	290
6	2:10.656	45.097	25.900	3:21.653	282	6	<u>28.927</u>	40.617	24.956	1:34.500	290
						7	29.146	44.316	25.502	1:38.964	294
						8	28.950	<u>40.514</u>	24.839	<u>1:34.303</u>	286
						9	34.163	46.653	44.935	2:05.751	
39 Robert MORTON (TAS) (17th)						58 Greg WATSON (NSW) (20th)					
1	35.447	44.363	27.199	1:47.009	264	1	40.870	47.608	28.240	1:56.718	260
2	30.992	43.461	26.600	1:41.053	267	2	32.669	45.123	27.205	1:44.997	260
3	30.599	43.077	39.156	1:52.832		3	<u>31.702</u>	44.618	27.244	<u>1:43.564</u>	251
4	1:32.008	42.874	26.400	2:41.282	274	4	32.339	44.824	27.306	1:44.469	264
5	30.459	42.565	<u>26.271</u>	1:39.295	260	5	32.368	44.629	27.456	1:44.453	245
6	30.471	42.336	26.407	1:39.214	257	6	32.529	<u>44.547</u>	<u>27.168</u>	1:44.244	271
7	<u>30.089</u>	<u>42.213</u>	26.489	<u>1:38.791</u>	254	7	32.356	46.603	45.816	2:04.775	
8	30.112	42.579	26.591	1:39.282	264						
9	30.283	42.516	27.043	1:39.842	267						
47 Paul BYRNE (NSW) (12th)						60 Ben BURKE (NSW) (7th)					
1	37.265	44.192	26.666	1:48.123	271	1	58.908	45.014	26.543	2:10.465	278
2	30.602	42.353	25.876	1:38.831	274	2	30.928	41.702	25.981	1:38.611	274
3	29.510	41.258	25.579	1:36.347	274	3	29.286	40.829	25.829	1:35.944	286
4	<u>29.127</u>	40.841	<u>25.246</u>	1:35.214	278	4	29.203	40.590	25.145	1:34.938	278
5	29.634	40.945	25.345	1:35.924	282	5	28.978	<u>40.188</u>	<u>25.039</u>	<u>1:34.205</u>	278
6	29.984	47.200	37.490	1:54.674		6	29.090	46.069	36.648	1:51.807	207
7	1:38.528	42.779	25.620	2:46.927	278	7	41.955	55.444	40.945	2:18.344	
8	29.362	40.652	25.464	1:35.478	278	8	49.091	42.055	28.342	1:59.488	286
9	29.199	<u>40.502</u>	25.350	<u>1:35.051</u>	274	9	<u>28.969</u>	40.674	25.106	1:34.749	294
51 Dustin GOLDSMITH (NSW) (2nd)						66 Adam CHRISTIE (SA) (14th)					
1	1:51.499	44.275	25.339	3:01.113	290	1	32.572	42.833	26.202	1:41.607	282
2	28.679	39.808	24.549	1:33.036	290	2	29.703	41.279	25.356	1:36.338	282
3	31.517	41.425	24.910	1:37.852	294	3	29.288	<u>40.545</u>	25.641	1:35.474	271


Scott Laing
Chief Time Keeper - Scott Laing

Tom Williams
Clerk of Course - Tom Williams



Computime Race Timing Systems Pty Ltd © 1996
Licensed to Computime Race Timing Systems
www.computime.com.au

COMPUTIME RACE TIMING SYSTEMS PTY LTD
9 Timber Lane, Glen Waverley, Vic 3150. Ph : 0418 17 13 17
E-mail : scott@computime.com.au





2013 QBE



Delivering Certainty

Round 4 & 5 : Sydney Motorsports Park : August 1 - 4

PROSTOCK

Round 4 - Qualifying

Date: 01/08/13
Event: Q05
Weather: Sunny - Temp: 17.4C
Track: Dry - Temp: 29.3C

Started at: 15:30:00
Laps: 15 Min
Starters: 21
Printed at: 8:43

PROVISIONAL SPLIT TIMES

Lap	Split 1	Split 2	Split 3	Lap Time	Speed	Lap	Split 1	Split 2	Split 3	Lap Time	Speed
4	29.058	40.815	25.461	1:35.334	286	7	1:25.617	43.564	26.245	2:35.426	286
5	29.048	41.162	25.495	1:35.705	286	8	33.155	1:29.882		2:03.037	
6	37.539	41.867	26.222	1:45.628	278						
7	29.401	41.011	25.382	1:35.794	278						
8	28.964	40.898	25.344	1:35.206	286	79 Di JONES (NSW) (19th)					
9	29.165	41.312	25.573	1:36.050	282	1	2:34.453	48.017	28.915	3:51.385	248
10	29.105	40.927	25.588	1:35.620	267	2	33.740	45.799	27.817	1:47.356	257
						3	32.006	44.118	27.039	1:43.163	260
						4	31.647	43.917	26.923	1:42.487	264
73 Rohan WOOD (WA) (16th)						5	31.736	43.607	27.166	1:42.509	257
1	41.291	47.471	27.637	1:56.399	274	6	31.349	43.119	26.468	1:40.936	264
2	30.968	42.816	26.316	1:40.100	282	7	31.610	44.564	43.772	1:59.946	
3	30.337	42.522	26.226	1:39.085	278						
4	30.678	42.241	25.929	1:38.848	274	96 Mathew HARDING (NSW) (13th)					
5	30.290	42.237	26.083	1:38.610	274	1	1:57.812	43.226	25.697	3:06.735	286
6	30.990	43.542	42.730	1:57.262		2	29.538	41.120	25.508	1:36.166	294
74 Andrew KINGS (NSW) (15th)						3	29.291	40.840	25.017	1:35.148	278
1	1:06.239	44.198	26.361	2:16.798	290	4	29.470	41.217	25.146	1:35.833	290
2	30.729	43.070	26.193	1:39.992	286	5	29.457	41.258	25.096	1:35.811	294
3	30.878	42.640	25.955	1:39.473	282	6	30.247	41.811	34.126	1:46.184	
4	30.553	42.403	26.152	1:39.108	290	7	1:29.401	42.087	25.304	2:36.792	271
5	30.197	42.498	25.899	1:38.594	282	8	29.423	40.938	25.133	1:35.494	294
6	30.814	48.635	40.939	2:00.388							

*** Non-qualifier to see Clerk of Course to seek permission to start ***

*** SESSION LENGTH SHORTENED FROM 20 MINS TO 15 MINS DUE TO EARLIER TIME DELAYS ***

The results are provisional until the end of the time limit for protests and appeals.

Scott Laing
Chief Time Keeper - Scott Laing

Tom Williams
Clerk of Course - Tom Williams



Computime Race Timing Systems Pty Ltd © 1996
Licensed to Computime Race Timing Systems
www.computime.com.au

COMPUTIME RACE TIMING SYSTEMS PTY LTD
9 Timber Lane, Glen Waverley, Vic 3150. Ph : 0418 17 13 17
E-mail : scott@computime.com.au





2013 QBE



Delivering Certainty

Round 4 & 5 : Sydney Motorsports Park : August 1 - 4

PROSTOCK

Round 4 - Qualifying

Date: 01/08/13
Event: Q05
Weather: Sunny - Temp: 17.4C
Track: Dry - Temp: 29.3C

Started at: 15:30:00
Laps: 15 Min
Starters: 21
Printed at: 8:43

PROVISIONAL FASTEST LAPS SEQUENCE

Race Time	No	Name	Machine	Fastest Lap	On Lap
3:17.945	66	Adam CHRISTIE (SA)	BMW S RR	1:36.338	1
3:50.780	57	Joel HUGHES (NSW)	Kawasaki ZX10R	1:35.590	1
4:12.375	30	Angus REEKIE (QLD)	KTM RC8R	1:34.606	1
4:34.149	51	Dustin GOLDSMITH (NSW)	Kawasaki ZX10R	1:33.036	1
7:28.052	26	Sean CONDON (NSW)	Kawasaki ZX10R	1:32.583	3
7:44.178	51	Dustin GOLDSMITH (NSW)	Kawasaki ZX10R	1:32.177	3
11:33.001	20	Matt WALTERS (NSW)	Kawasaki ZX10R	1:31.529	5

*** Non-qualifier to see Clerk of Course to seek permission to start ***

*** SESSION LENGTH SHORTENED FROM 20 MINS TO 15 MINS DUE TO EARLIER TIME DELAYS ***

The results are provisional until the end of the time limit for protests and appeals.

Chief Time Keeper - Scott Laing

Clerk of Course - Tom Williams




Computime Race Timing Systems Pty Ltd © 1996
Licensed to Computime Race Timing Systems

www.computime.com.au

COMPUTIME RACE TIMING SYSTEMS PTY LTD

9 Timber Lane, Glen Waverley, Vic 3150. Ph : 0418 17 13 17

E-mail : scott@computime.com.au





2013 QBE



Delivering Certainty

Round 4 & 5 : Sydney Motorsports Park : August 1 - 4

PROSTOCK

Round 4 - Qualifying

Date: 01/08/13
Event: Q05
Weather: Sunny - Temp: 17.4C
Track: Dry - Temp: 29.3C

Started at: 15:30:00
Laps: 15 Min
Starters: 21
Printed at: 8:43

PROVISIONAL BEST PARTIAL TIMES

Pos	Name	Split 1		Split 2		Split 3		LAP	Ideal	Fastest
		Time	Name	Time	Name	Time	Name			
1	M. WALTERS	28.078	M. WALTERS	39.069	M. WALTERS	24.126	M. WALTERS	1:31.273	1:31.529	
2	S. CONDON	28.123	D. GOLDSMITH	39.282	D. GOLDSMITH	24.538	D. GOLDSMITH	1:32.177	1:32.177	
3	P. LOVETT	28.256	P. LOVETT	39.540	P. LOVETT	24.552	P. LOVETT	1:32.348	1:32.348	
4	D. GOLDSMITH	28.357	S. CONDON	39.622	J. HUGHES	24.663	S. CONDON	1:32.434	1:32.583	
5	A. REEKIE	28.581	B. CARR	40.055	S. CONDON	24.689	A. REEKIE	1:33.492	1:33.671	
6	C. McMARTIN	28.598	A. REEKIE	40.071	C. McMARTIN	24.804	C. McMARTIN	1:33.522	1:33.522	
7	J. HUGHES	28.927	C. McMARTIN	40.120	A. REEKIE	24.840	J. HUGHES	1:34.104	1:34.303	
8	A. CHRISTIE	28.964	B. BURKE	40.188	M. HARDING	25.017	B. BURKE	1:34.196	1:34.205	
9	B. CARR	28.967	N. HOUTERMAN	40.309	B. NICOLSON	25.032	B. CARR	1:34.196	1:34.356	
10	B. BURKE	28.969	B. NICOLSON	40.350	B. BURKE	25.039	N. HOUTERMAN	1:34.687	1:34.909	
11	P. BYRNE	29.127	P. BYRNE	40.502	N. HOUTERMAN	25.061	B. NICOLSON	1:34.750	1:34.833	
12	M. HARDING	29.291	J. HUGHES	40.514	B. CARR	25.174	A. CHRISTIE	1:34.853	1:35.206	
13	N. HOUTERMAN	29.317	A. CHRISTIE	40.545	P. BYRNE	25.246	P. BYRNE	1:34.875	1:35.051	
14	B. NICOLSON	29.368	M. HARDING	40.840	A. CHRISTIE	25.344	M. HARDING	1:35.148	1:35.148	
15	R. MORTON	30.089	R. MORTON	42.213	A. KINGS	25.899	R. WOOD	1:38.456	1:38.610	
16	A. KINGS	30.197	S. LOVETT	42.213	R. WOOD	25.929	A. KINGS	1:38.499	1:38.594	
17	R. WOOD	30.290	R. WOOD	42.237	S. LOVETT	25.976	R. MORTON	1:38.573	1:38.791	
18	S. LOVETT	30.639	A. KINGS	42.403	R. MORTON	26.271	S. LOVETT	1:38.828	1:38.828	
19	D. JONES	31.349	D. JONES	43.119	D. JONES	26.468	D. JONES	1:40.936	1:40.936	
20	G. WATSON	31.702	G. WATSON	44.547	G. WATSON	27.168	G. WATSON	1:43.417	1:43.564	
21	P. LEE	33.481	P. LEE	46.654	P. LEE	28.405	P. LEE	1:48.540	1:48.772	

*** Non-qualifier to see Clerk of Course to seek permission to start ***

*** SESSION LENGTH SHORTENED FROM 20 MINS TO 15 MINS DUE TO EARLIER TIME DELAYS ***

The results are provisional until the end of the time limit for protests and appeals.


Chief Time Keeper - Scott Laing

Clerk of Course - Tom Williams



Computime Race Timing Systems Pty Ltd © 1996
Licensed to Computime Race Timing Systems
www.computime.com.au

COMPUTIME RACE TIMING SYSTEMS PTY LTD
9 Timber Lane, Glen Waverley, Vic 3150. Ph : 0418 17 13 17
E-mail : scott@computime.com.au





2013 QBE



Delivering Certainty

Round 4 & 5 : Sydney Motorsports Park : August 1 - 4

PROSTOCK EVENTS 3, 6, & 11

Date: 01/08/13
Event: Q05
Weather: Sunny - Temp: 17.4C
Track: Dry - Temp: 29.3C

Started at: 15:30:00
Laps: 15 Min
Starters: 21
Printed at: 8:43

PROVISIONAL GRID SHEET



26	4 S. CONDON 1:32.583	19	3 P. LOVETT 1:32.348	51	2 D. GOLDSMITH 1:32.177	20	1 M. WALTERS 1:31.529	1
57	8 J. HUGHES 1:34.303	60	7 B. BURKE 1:34.205	30	6 A. REEKIE 1:33.671	21	5 C. McMARTIN 1:33.522	2
47	12 P. BYRNE 1:35.051	22	11 N. HOUTERMAN 1:34.909	15	10 B. NICOLSON 1:34.833	34	9 B. CARR 1:34.356	3
73	16 R. WOOD 1:38.610	74	15 A. KINGS 1:38.594	66	14 A. CHRISTIE 1:35.206	96	13 M. HARDING 1:35.148	4
58	20 G. WATSON 1:43.564	79	19 D. JONES 1:40.936	17	18 S. LOVETT 1:38.828	39	17 R. MORTON 1:38.791	5

*** Non-qualifier to see Clerk of Course to seek permission to start ***

*** SESSION LENGTH SHORTENED FROM 20 MINS TO 15 MINS DUE TO EARLIER TIME DELAYS ***

The results are provisional until the end of the time limit for protests and appeals.

Chief Time Keeper - Scott Laing

Clerk of Course - Tom Williams



Computime Race Timing Systems Pty Ltd © 1996
Licensed to Computime Race Timing Systems
www.computime.com.au

COMPUTIME RACE TIMING SYSTEMS PTY LTD
9 Timber Lane, Glen Waverley, Vic 3150. Ph : 0418 17 13 17
E-mail : scott@computime.com.au

